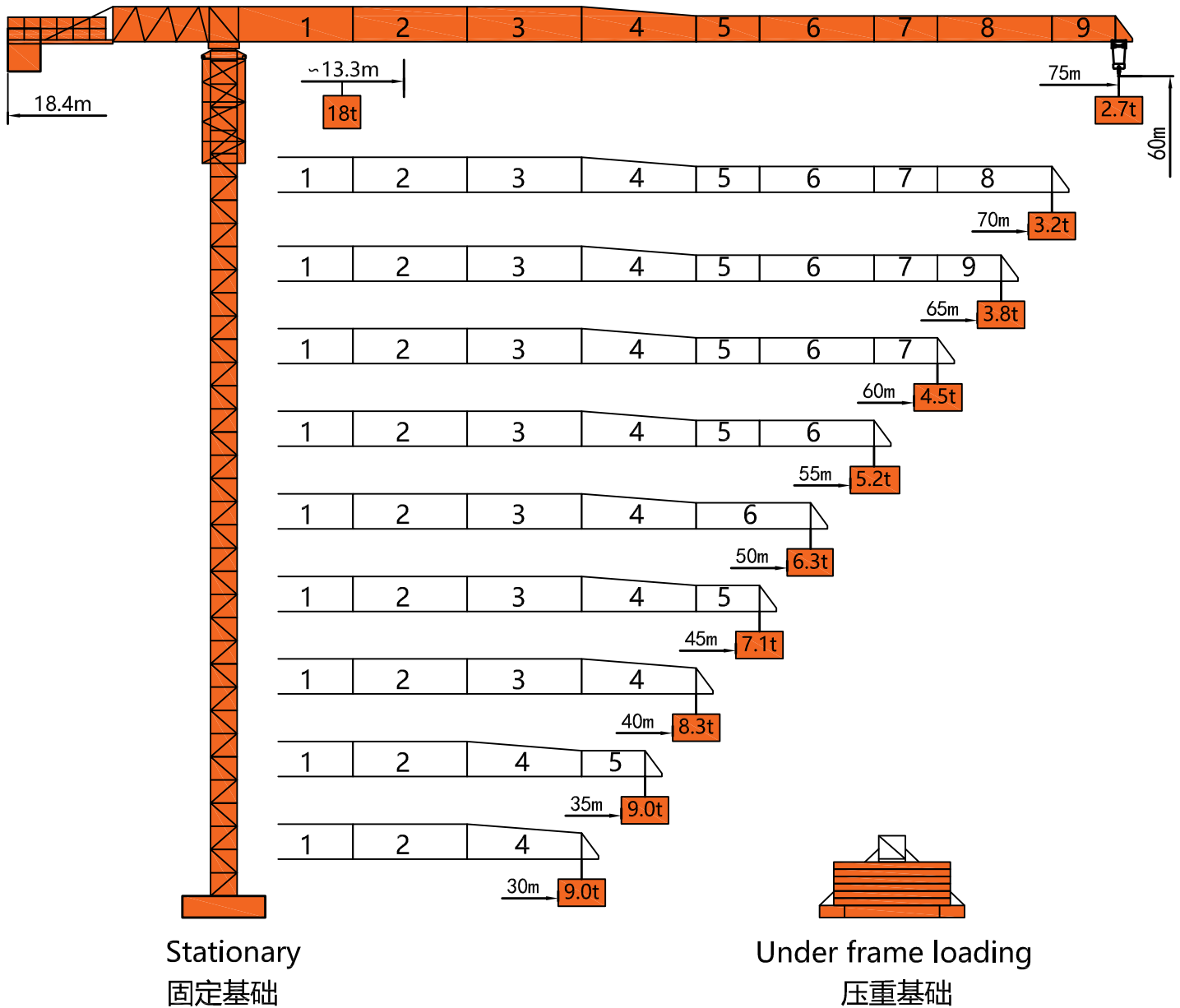
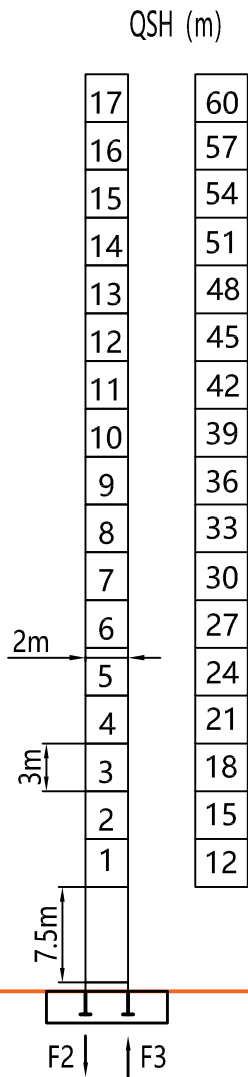


外形尺寸 Dimensions

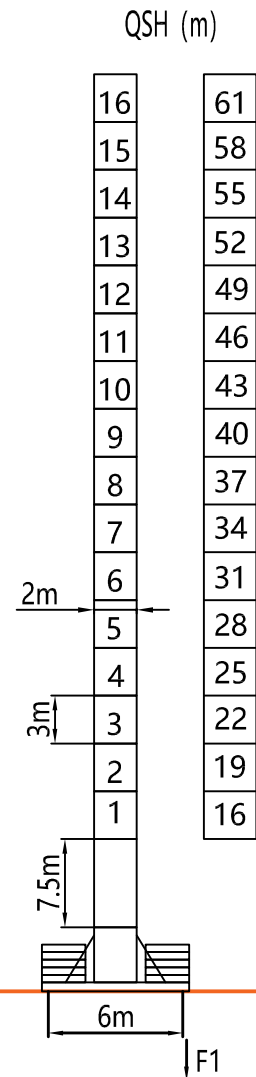


塔身 Tower



Stationary
固定基础

F2	● 198t	■ 194t
F3	● 142t	■ 144t
⊗	90t	



Under frame loading
压重基础

F1	● 118t	■ 130t
⊗	125t	

QSH: Height of The Hook ● In Service (工作状态) ■ Out of Service (非工作状态)

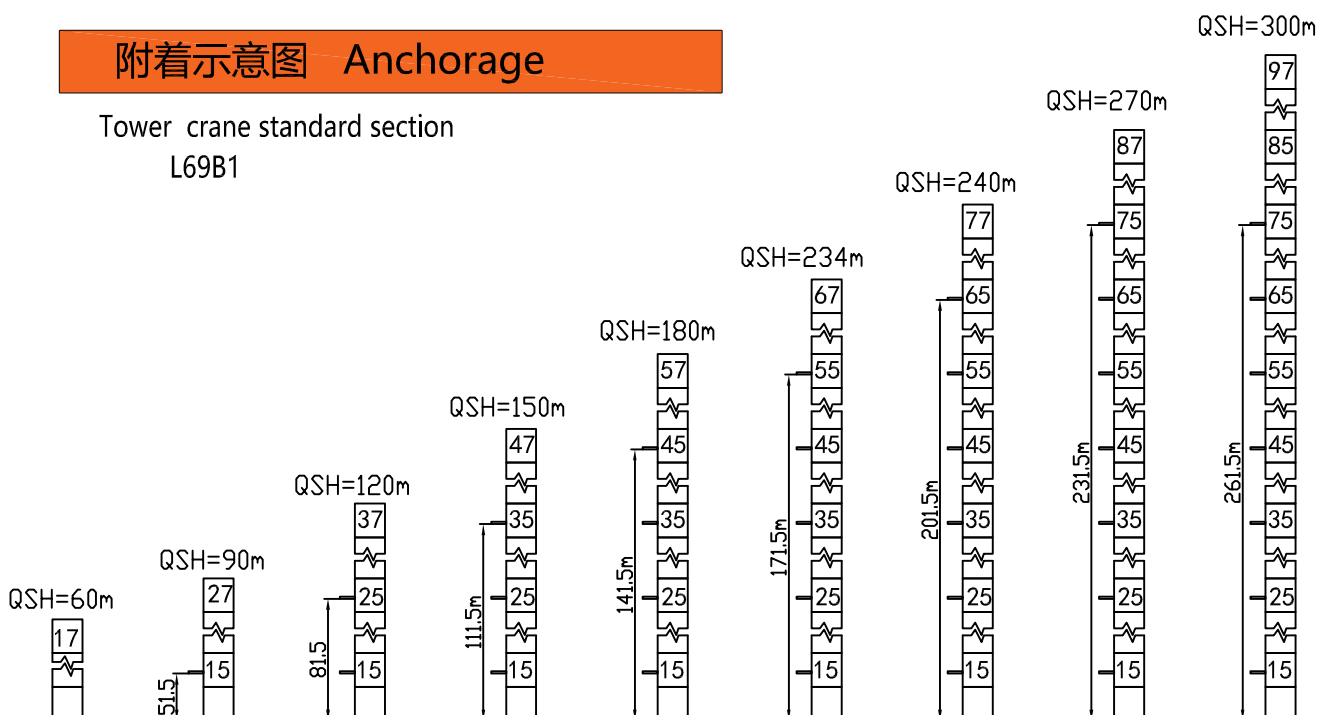
⊗ Weight with max free-standing height and max jib (without counter-weight and load) (不含载荷及平衡重, 最大臂长及标准高度时的自重)

载荷特性 Load Diagrams

Jib		Max Load		Mxt												
m	rope	t	m	15	20	25	30	35	40	45	50	55	60	65	70	75
75	☞	9.0	26.4	9.0			7.92	6.69	5.77	5.06	4.49	4.02	3.63	3.24	3.02	2.70
	☞☞	18.0	13.3	11.5	11.51	8.94	7.22	5.99	5.07	4.36	3.79	3.32	2.93	2.54	2.32	2.00
70	☞	9.0	28.1	9.0			8.46	7.16	6.19	5.43	4.83	4.33	3.92	3.58	3.20	
	☞☞	18.0	14.1	18.0	12.3	9.58	7.76	6.46	5.49	4.73	4.13	3.63	3.22	2.88	2.50	
65	☞	9.0	29.9	9.0			9.06	7.68	6.65	5.85	5.21	4.69	4.15	3.80		
	☞☞	18.0	15.0	18.0	13.18	10.29	8.36	6.98	5.95	5.15	4.51	3.99	3.55	3.10		
60	☞	9.0	32.3	9.0			8.33	7.23	6.34	5.63	5.05	4.50				
	☞☞	18.0	16.3	18.0	14.41	11.25	9.14	7.63	6.53	5.64	4.93	4.35	3.80			
55	☞	9.0	33.7	9.0			8.70	7.53	6.61	5.87	5.20					
	☞☞	18.0	17.0	18.0	15.10	11.8	9.58	8.00	6.83	5.91	5.17	4.50				
50	☞	9.0	36.5	9.0			8.24	7.20	6.30							
	☞☞	18.0	18.6	18.0	16.6	12.97	10.53	8.80	7.54	6.50	5.60					
45	☞	9.0	36.2	9.0			8.15	7.10								
	☞☞	18.0	18.2	18.0	16.3	12.73	10.38	8.71	7.45	6.40						
40	☞	9.0	36.7	9.0			8.30									
	☞☞	18.0	18.2	18.0	16.3	12.81	10.49	8.84	7.60							
35	☞	9.0	35.0	9.0												
	☞☞	18.0	17.8	18.0	15.8	12.35	10.1	8.37								
30	☞	9.0	30.0	9.0												
	☞☞	18.0	17.8	18.0	15.9	12.61	10.37									

附着示意图 Anchorage

Tower crane standard section
L69B1



机构特性 Mechanisms

Mechanisms	Example	Model	Speed (m/min)	Hoist Weight (t)	Rope Capacity	Power	
Hoisting		55JTVF40		0-100	3.0	700m	55kw
				0-34	8.0		
				0-50	6.0		
				0-17	16.0		
Trolleying		BF6575X	0 ~ 65m/min			7.5kw	
Slewing		2RVF7.5	0 ~ 0.7r/min			2*7.5kw	
Main Supply					~ 380V(±10%) 50Hz		
Gross Power (Excluding climbing and travelling)					77.5Kw		

平衡重 Counter-Weight

Jib Length 臂长	Balance Arm Length 平衡臂长	Coynter-Weight 平衡重
75m	18.4m	26.4t
70m	18.4m	25.8t
65m	18.4m	25.1t
60m	18.4m	24.5t
55m	18.4m	22.9t
50m	18.4m	22.9t
45m	18.4m	21.6t
40m	18.4m	19.4t
35m	18.4m	15.3t
30m	18.4m	14.0t