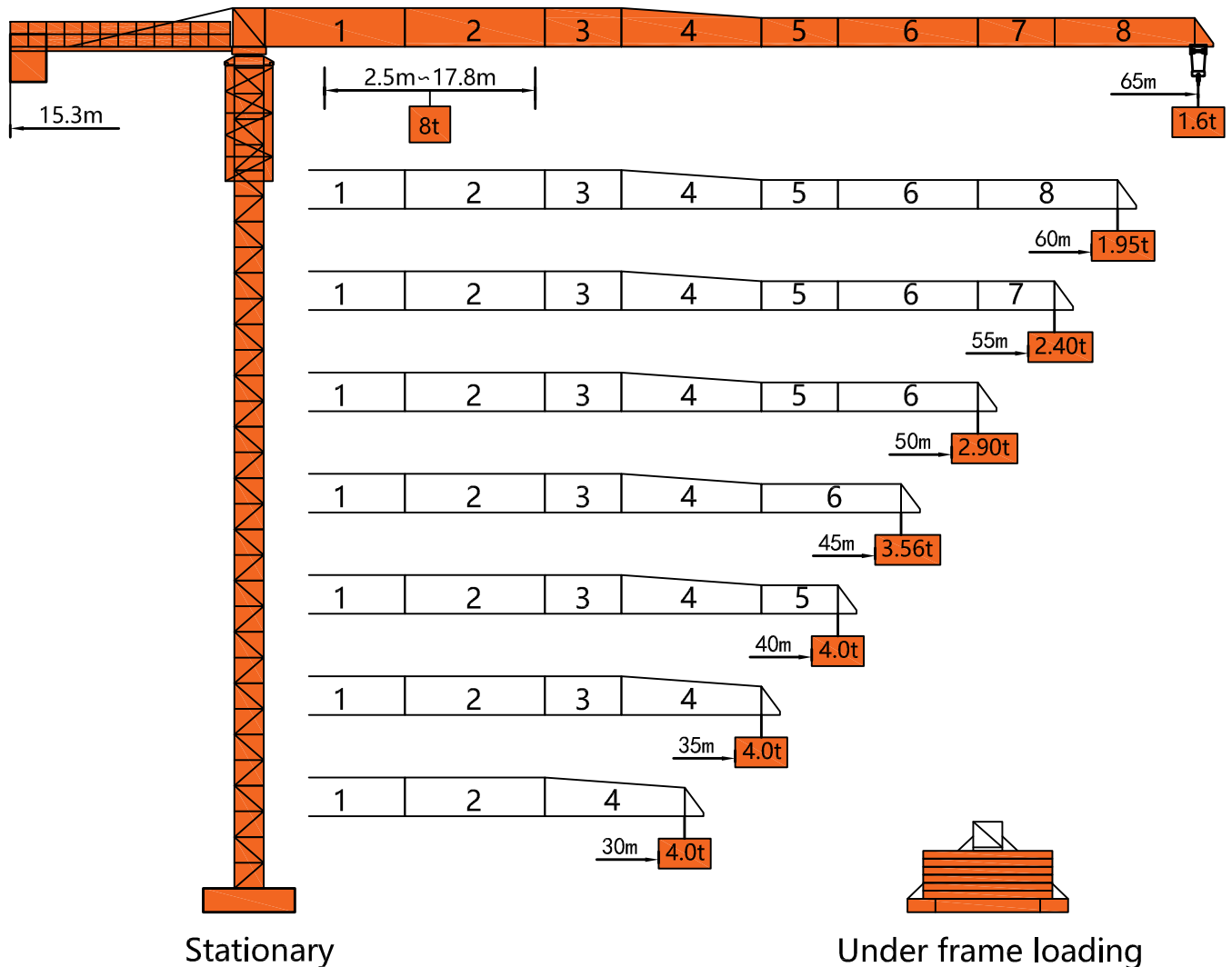
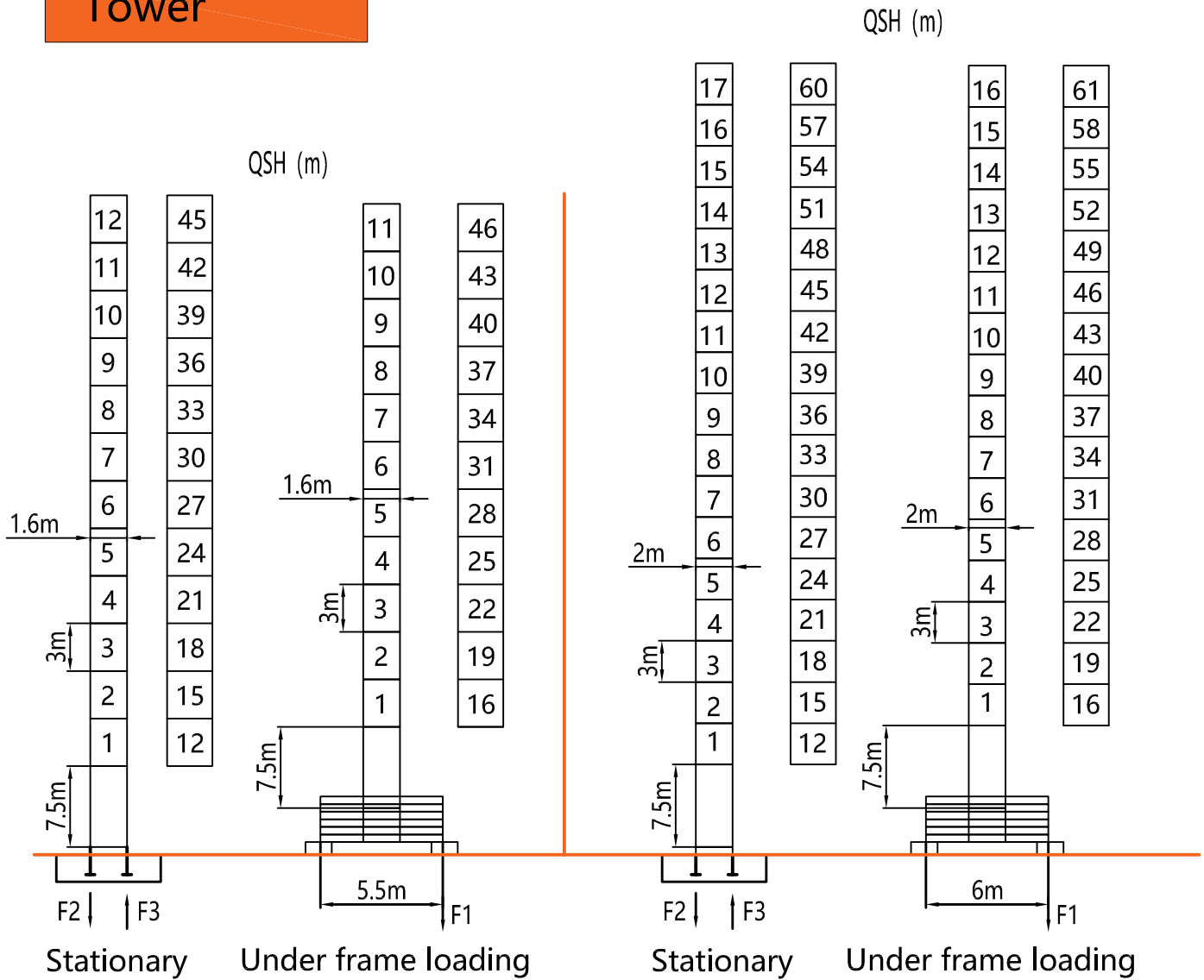


Dimensions



Tower



F2	● 102t	■ 121t
F3	● 70t	■ 96t
⊗	46t	

F1	● 72t	■ 92t
⊗	50t	

F2	● 120t	■ 194t
F3	● 71t	■ 160t
⊗	59t	

F1	● 81t	■ 115t
⊗	63t	

QSH: Height of The Hook ● In Service ■ Out of Service

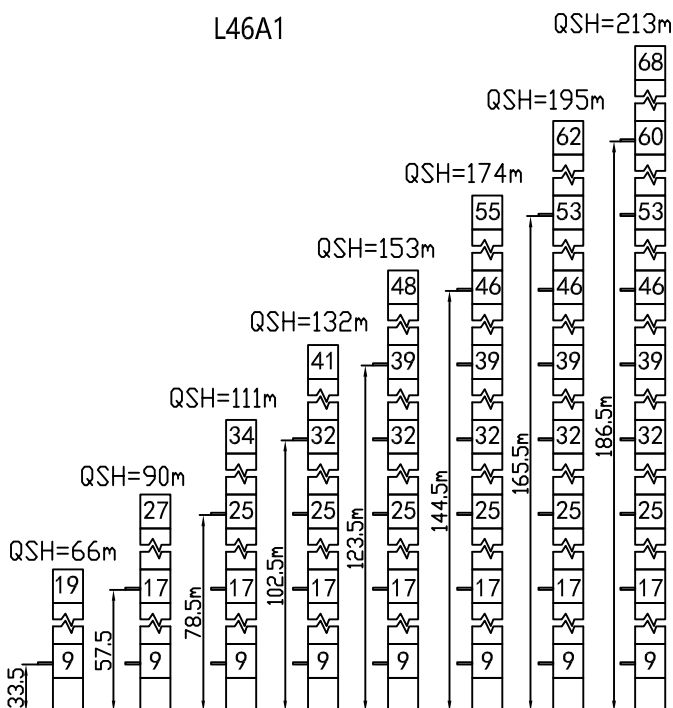
⊗ Weight with max free-standing height and max jib (without counter-weight and load)

Load Diagrams

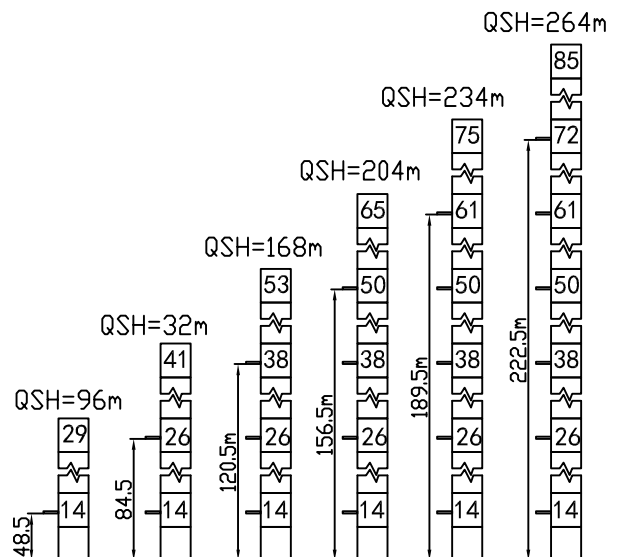
Jib		Max Load		Mxt													
m	rope	t	m	20	22	24	26	28	30	35	40	45	50	55	60	65	
65	☞	4.0	32.7	4.0							3.68	3.11	2.67	2.31	2.02	1.78	1.60
	☞☞	8.0	17.8	7.03	6.30	5.70	5.18	4.74	4.37	3.61	3.04	2.60	2.24	1.95	1.71	1.53	
60	☞	4.0	34.8	4.0							3.97	3.36	2.89	2.51	2.20	1.95	
	☞☞	8.0	18.9	7.53	6.80	6.15	5.61	5.10	4.70	3.90	3.29	2.82	2.44	2.13	1.88		
55	☞	4.0	36.8	4.0							3.61	3.11	2.71	2.39			
	☞☞	8.0	20.0	8.00	7.21	6.53	5.96	5.38	5.04	4.19	3.54	3.04	2.64	2.32			
50	☞	4.0	38.9	4.0							3.86	3.33	2.91				
	☞☞	8.0	21.1	8.00	7.67	6.95	6.34	5.82	5.37	4.47	3.79	3.26	2.84				
45	☞	4.0	40.9	4.0									3.56				
	☞☞	8.0	22.2	8.00	8.00	7.36	6.72	6.20	5.70	4.75	4.04	3.49					
40	☞	4.0	40.9	4.0													
	☞☞	8.0	22.2	8.00	8.00	7.36	6.72	6.20	5.70	4.75	4.04						
35	☞	4.0	40.9	4.0													
	☞☞	8.0	22.2	8.00	8.00	7.36	6.72	6.20	5.70	4.75							
30	☞	4.0	40.9	4.0													
	☞☞	8.0	22.2	8.00	8.00	7.36	6.72	6.20	5.70								

Anchorage

Tower crane standard section
L46A1



Tower crane standard section
L68A1

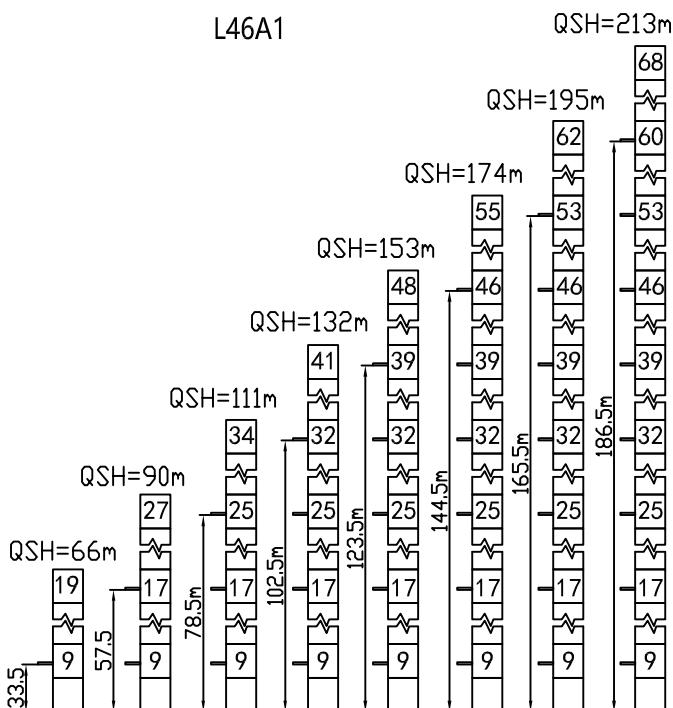


Load Diagrams

Jib		Max Load		Mxt													
m	rope	t	m	20	22	24	26	28	30	35	40	45	50	55	60	65	
65	☞	4.0	32.7	4.0							3.68	3.11	2.67	2.31	2.02	1.78	1.60
	☞☞	8.0	17.8	7.03	6.30	5.70	5.18	4.74	4.37	3.61	3.04	2.60	2.24	1.95	1.71	1.53	
60	☞	4.0	34.8	4.0							3.97	3.36	2.89	2.51	2.20	1.95	
	☞☞	8.0	18.9	7.53	6.80	6.15	5.61	5.10	4.70	3.90	3.29	2.82	2.44	2.13	1.88		
55	☞	4.0	36.8	4.0							3.61	3.11	2.71	2.39			
	☞☞	8.0	20.0	8.00	7.21	6.53	5.96	5.38	5.04	4.19	3.54	3.04	2.64	2.32			
50	☞	4.0	38.9	4.0							3.86	3.33	2.91				
	☞☞	8.0	21.1	8.00	7.67	6.95	6.34	5.82	5.37	4.47	3.79	3.26	2.84				
45	☞	4.0	40.9	4.0									3.56				
	☞☞	8.0	22.2	8.00	8.00	7.36	6.72	6.20	5.70	4.75	4.04	3.49					
40	☞	4.0	40.9	4.0													
	☞☞	8.0	22.2	8.00	8.00	7.36	6.72	6.20	5.70	4.75	4.04						
35	☞	4.0	40.9	4.0													
	☞☞	8.0	22.2	8.00	8.00	7.36	6.72	6.20	5.70	4.75							
30	☞	4.0	40.9	4.0													
	☞☞	8.0	22.2	8.00	8.00	7.36	6.72	6.20	5.70								

Anchorage

Tower crane standard section
L46A1



Tower crane standard section
L68A1

