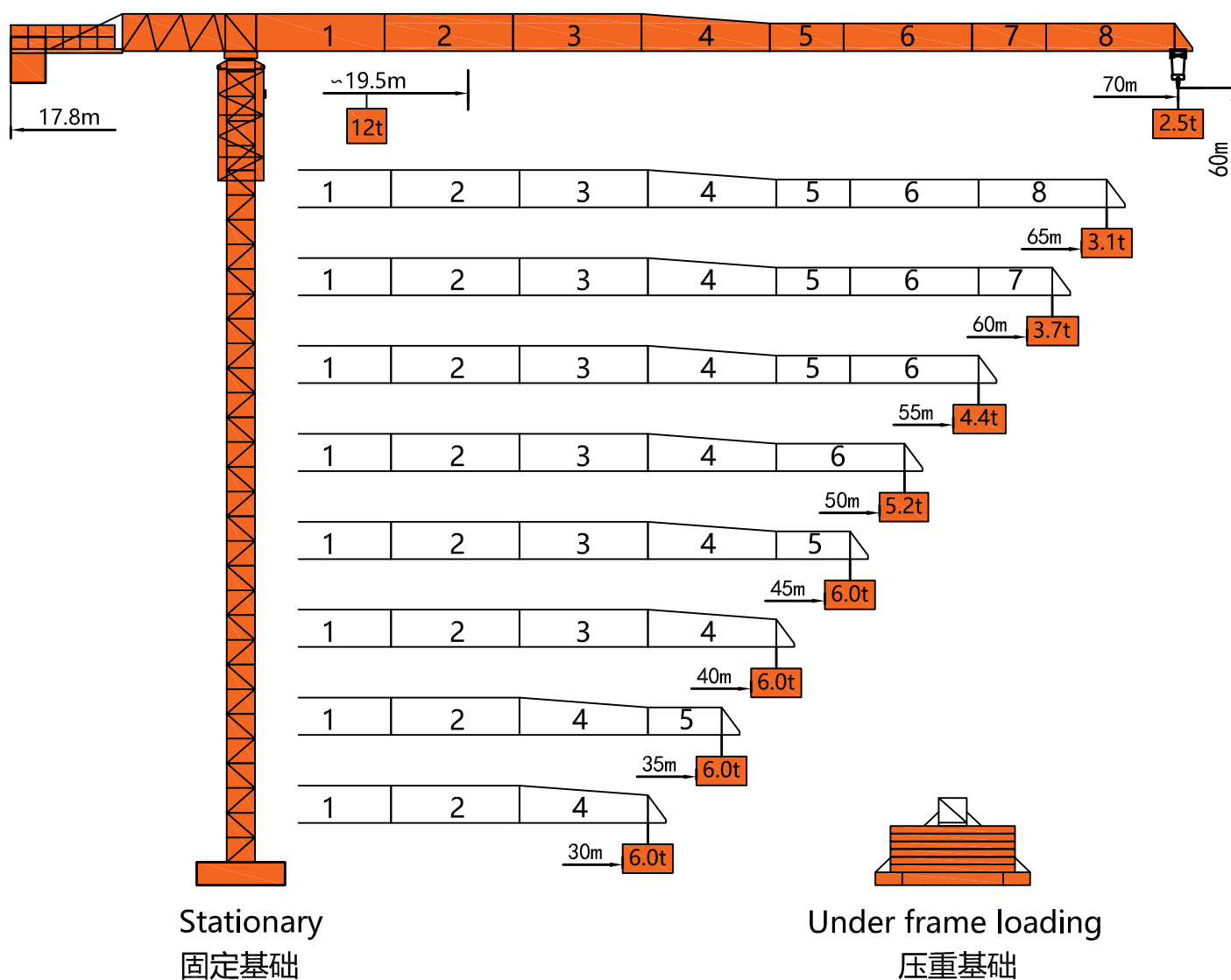
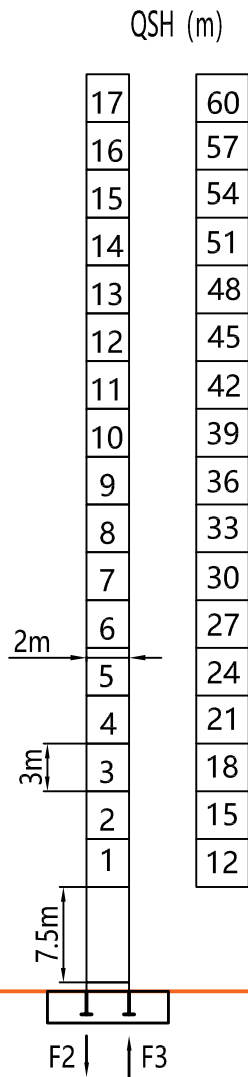


外形尺寸 Dimensions

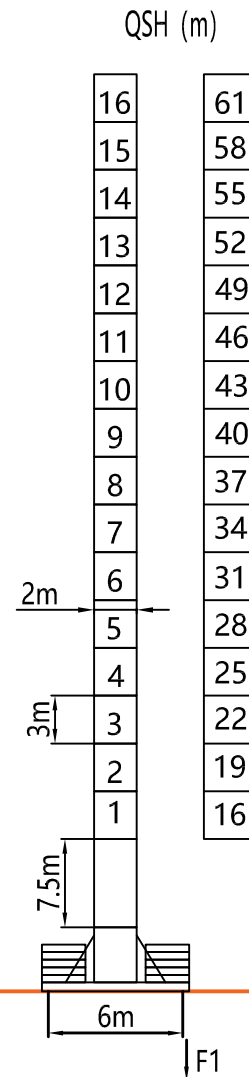


塔身 Tower



Stationary
固定基础

F2	● 152t	■ 206t
F3	● 89t	■ 150t
⊗	90t	



Under frame loading
压重基础

F1	● 118t	■ 130t
⊗	105t	

QSH: Height of The Hook ● In Service (工作状态) ■ Out of Service (非工作状态)

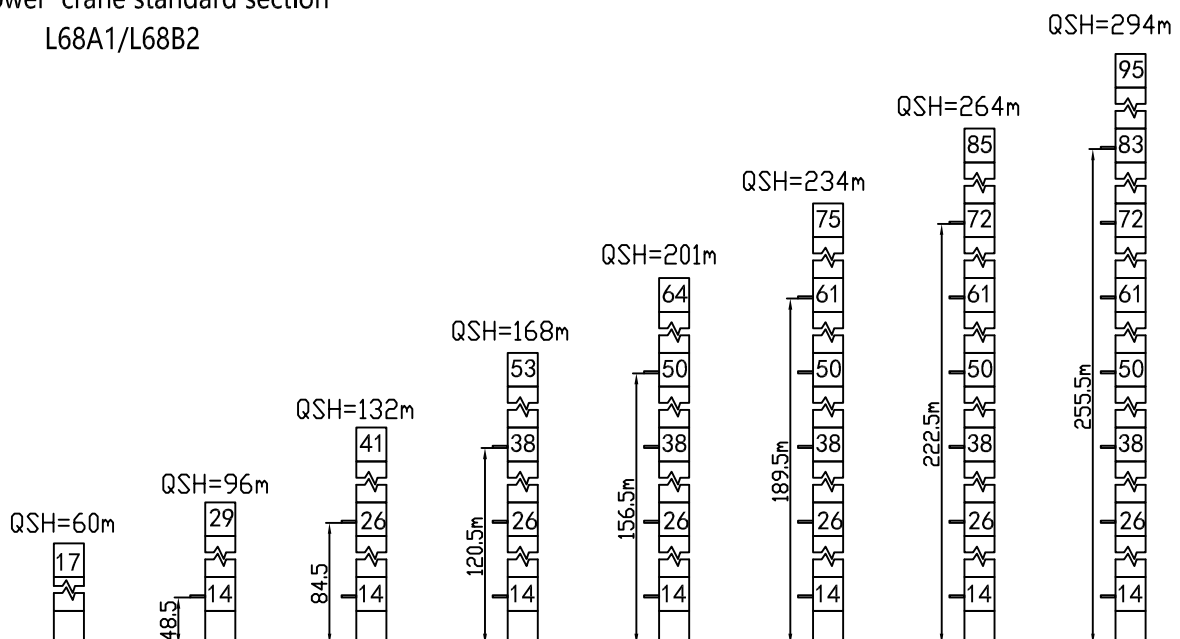
⊗ Weight with max free-standing height and max jib (without counter-weight and load) (不含载荷及平衡重, 最大臂长及标准高度时的自重)

载荷特性 Load Diagrams

Jib		Max Load		Mxt												
m	rope	t	m	15	18	20	25	30	35	40	45	50	55	60	65	70
70	☞	6.0	35.8	6.0						5.24	4.52	3.95	3.49	3.10	2.78	2.50
	☜	12.0	19.7	12.0	12.0	11.70	9.07	7.30	6.05	5.13	4.41	3.84	3.38	2.99	2.67	2.39
65	☞	6.0	38.7	6.0						5.77	4.99	4.37	3.87	3.45	3.10	
	☜	12.0	21.3	12.0	12.0	12.0	9.93	8.01	6.66	5.66	4.88	4.26	3.76	3.34	2.99	
60	☞	6.0	40.8	6.0						5.32	4.67	4.14	3.70			
	☜	12.0	22.4	12.0	12.0	12.0	10.5	8.52	7.09	6.03	5.21	4.56	4.03	3.59		
55	☞	6.0	42.8	6.0						5.64	4.96	4.40				
	☜	12.0	23.4	12.0	12.0	12.0	11.1	9.00	7.50	6.39	5.53	4.85	4.29			
50	☞	6.0	44.5	6.0						5.91	5.20					
	☜	12.0	24.3	12.0	12.0	12.0	11.6	9.41	7.85	6.69	5.80	5.09				
45	☞	6.0	45.0	6.0												
	☜	12.0	25.0	12.0	12.0	12.0	12.0	9.70	8.10	6.91	5.99					
40	☞	6.0	40.0	6.0												
	☜	12.0	24.6	12.0	12.0	12.0	11.8	9.54	7.96	6.79						
35	☞	6.0	35.0	6.0												
	☜	12.0	24.2	12.0	12.0	12.0	11.5	9.34	7.79							
30	☞	6.0	30.0	6.0												
	☜	12.0	23.6	12.0	12.0	12.0	11.2	9.09								

附着示意图 Anchorage

Tower crane standard section
L68A1/L68B2



(由于产品不断改进, 产品配置及技术性能参数如有更改, 以实物为准。With the products continually improved and their design optimized some performance data will be modified without notice.)

机构特性 Mechanisms

Mechanisms	Example	Model	Speed (m/min)	Hoist Weight (t)	Rope Capacity	Power	
Hoisting		55JTVF30		0-100	2.0	600m	55kw
				0-50	6.0		
				0-50	4.0		
				0-25	12.0		
Trolleying		BE2455X	0 ~ 58m/min			7.5kw	
Slewing		HR37	0 ~ 0.82r/min			2*5.5kw	
Main Supply					~ 380V(±10%) 50Hz		
Gross Power (Excluding climbing and travelling)					73.5Kw		

平衡重 Counter-Weight

Jib Length 臂长	Balance Arm Length 平衡臂长	Coynter-Weight 平衡重
70m	17.8m	23.5t
65m	17.8m	22.3t
60m	17.8m	21.8t
55m	17.8m	21.8t
50m	17.8m	20.5t
45m	17.8m	19.3t
40m	17.8m	17.5t
35m	17.8m	14.5t
30m	17.8m	13.3t